

FEATURES

- Slim profile unibody CRCA back housing with checkered pattern for strength and aluminum front frame to ensure better thermal management.
- Damp Location rated with operating temperature range of -25°C ~ +45°C.
- Field Selectable CCT (3500K, 4000K & 5000K) along with 120-347V LED Auto-Sensing driver.
- Available in (1'x4', 2'x4', 2'x2') with Field Selectable Multi-wattage.
- Optional Low Voltage Microwave Sensor or EM Drivers.
- Dimmable to 1%.

SPECIFICATIONS

Housing :

Slim Profile Unibody CRCA Housing with Checkered Pattern.

Optics :

Premium PMMA opal colour diffuser.

Mounting :

T-Bar ceiling grid, suspended, and surface mount options.

Driver :

Autosensing 120-347V driver with Operating temperature range of -25°C ~ +45°C.

LED :

Field Selectable CCT of 3500K, 4000K & 5000K. Efficacy of ≥ 125lm/w.

Controls :

Compatible with 0-10V Dimming.

Dimming Range 100%-1%.

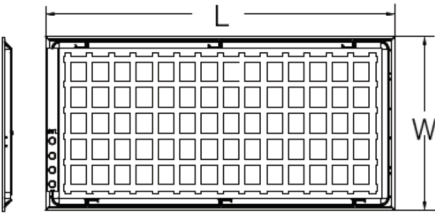
Convenient Knock-out on the Back of the Panel Allows for Optional Motion Sensor Field Installation.

PRODUCT SPECIFICATIONS

Model	Dimension (Feet)	Wattage (W)	Input Voltage (V)	Hour Rating (L80)	Beam Angle	Initial Delivered Lumens (lumen)	CCT (Kelvin)	CRI
LCPAN-1X4-36W-MW-CCT-UV-T	1X4	25-30-36	120-347V	54,000	125°	3125-3750-4500	35-40-50	>80
LCPAN-2X2-40W-MW-CCT-UV-T	2X2	30-36-40	120-347V	54,000	125°	3750-4500-5000	35-40-50	>80
LCPAN-2X4-45W-MW-CCT-UV-T	2X4	36-40-45	120-347V	54,000	125°	4500-5000-5625	35-40-50	>80

DIMENSIONAL DRAWING

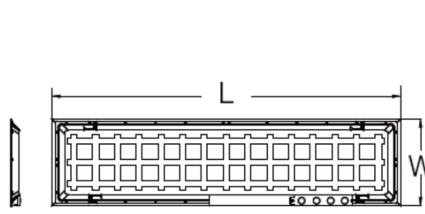
TOP VIEW (2x4)



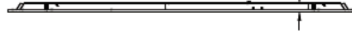
SIDE VIEW (2x4)



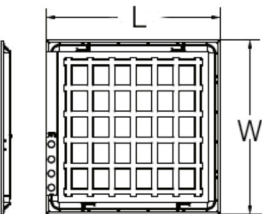
TOP VIEW (1x4)



SIDE VIEW (1x4)



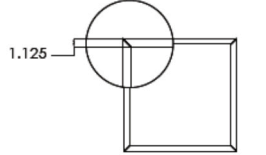
TOP VIEW (2x2)



SIDE VIEW (2x2)



Note: Frame is the same size for 1x4, 2x2 & 2x4



BOTTOM VIEW

	L	W	H
1'X4'	47.75"	11.88"	1.38"
2'X2'	23.75"	23.75"	1.38"
2'X4'	47.75"	23.75"	1.38"

Product codes:

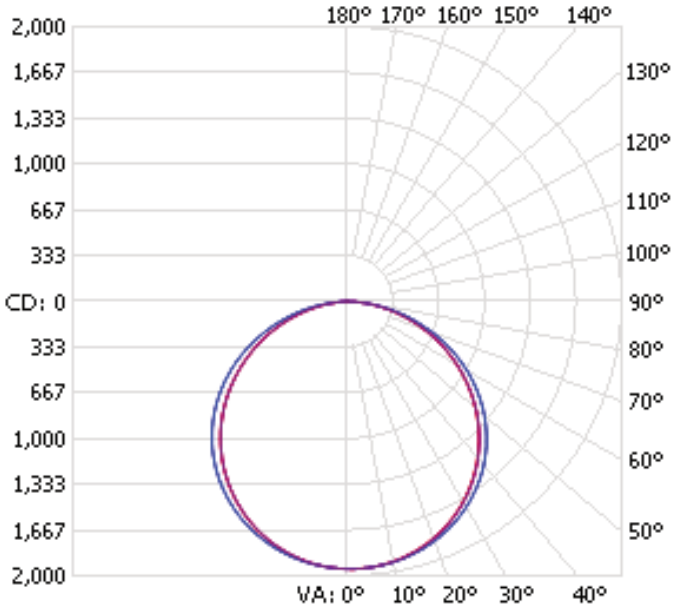
1'X4'
LCPAN-1X4-36W-MW-CCT-UV-T

2'X2'
LCPAN-2X2-40W-MW-CCT-UV-T

2'X4'
LCPAN-2X4-45W-MW-CCT-UV-T

POLAR CANDELA

Polar Candela Distribution



- - Max Cd: 80° H
- - 0° H
- - 90° H