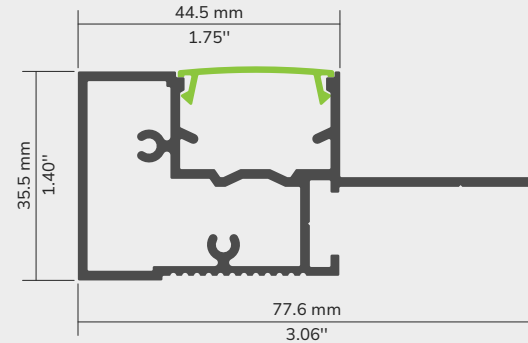


TECHNICAL DRAWING

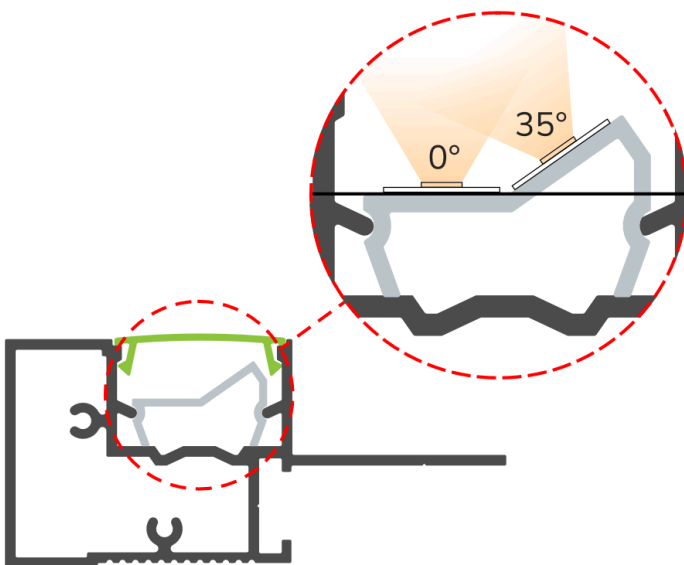


PERFECT FOR COVE LIGHTING

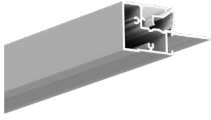
The 695 profile is designed for cove lighting. Its aluminum channel integrates directly into standard gypsum panels for a seamless finish, simplifying the construction of cove details. It can accommodate up to two LED strips, directing light upward, outward, or inward. Customize the light color and intensity with various 24-volt LED lighting options. The 695 provides elegant accent lighting or a wall wash effect with this innovative recessed solution.

FEATURES

- Made of ALCOA 6063-T5 Aluminium alloy increasing heat dissipation.
- Ordered in length of 96 inches (2.43m), cuttable on site for easy and precise installation.
- A direct fit for standard 5/8" gypsum panels, will also accommodate 1/2" panels with the installation of 1/8" shims onsite.
- The grooved area allows leveling of the profile to the plasterboard using drywall mud.
- Angled insert holds two strips of LED with a width up to 10mm at a 0 and 35-degree angle.
- Aluminum channel is field paintable.
- Indoor use.



COLOR



Aluminum

LENS



Prime lens

INSERT MOUNT



Flat insert mount

JOINERS



Type B straight joiner



Type B horizontal 135° joiner



Type B horizontal 90° joiner



Type B vertical 90° joiner

