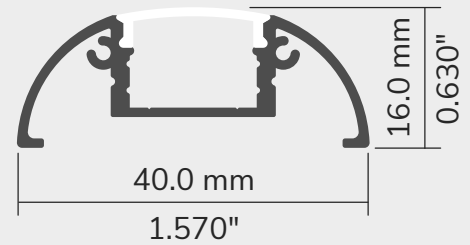




TECHNICAL DRAWING













GREAT FOR UNDER CABINET LIGHTING

A rounded profile especially designed to conceal mounting hardware and wires, the profile no. 169 can serve well for under cabinet lighting, or on any other surface as a mural fixture.

FEATURES

- Designed to give a uniform light without hot spots with an opal or prime lens*.
- Custom length by sections of 2 to 240 inches (6m).
- Application guide for 10mm (3/8-inch) LED engine or less.
- Made of ALCOA 6063-T5 aluminum alloy increasing heat dissipation.
- Its use increases the lifetime of your LED engine.
- Compatible with multiple installation accessories.
- Designed to meet North American woodworking standards.

PROFILE	LENSES	MOUNTING HARDWARE	MOTION SENSORS*	LENGTH
 <p>169 - Profile, alu</p>	 <p>CL - Clear lens</p>	 <p>FL - Flat bracket</p>	 <p>SEN1- 30 sec. Embedded</p>	<p>Custom length by sections of 2 to 240 inches (6m).</p>
 <p>169BK - Profile, black</p>	 <p>SP - Spread lens</p>		 <p>SEN2- 30 sec. Outside extrusion</p>	
 <p>169WH - Profile, white</p>	 <p>OX - Optiflex lens</p>		 <p>SEN3- 4 min. Embedded</p>	
 <p>169CS - Profile, custom color</p>	 <p>OP - Opal lens</p>		 <p>SEN4- 4 min. Outside extrusion</p>	
	 <p>PR - Prime lens</p>		 <p>SEN5- Integrated proximity hand motion sensor</p>	
	 <p>BK - Black lens</p>			

