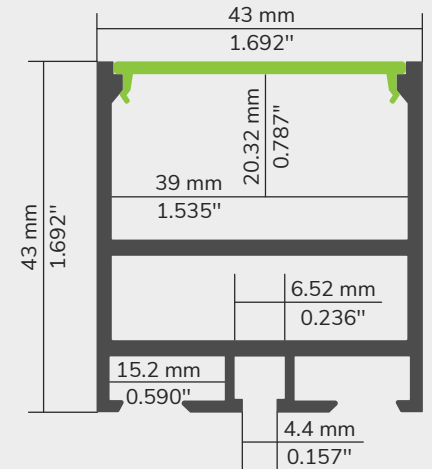



TECHNICAL DRAWING



A STURDY ALUMINUM PROFILE

The 94 profile with its twin mounting channels allows for a wide range of installation options. Whether on swivel arms, on a surface, or suspended, it can be built in complex spatial configurations using corner joiners. Its rugged build in 6063-T5 aluminum alloy will withstand abuse in demanding applications and extreme weather, all of it with an understated elegance.



FEATURES

- The ALCOA 6063-T5 aluminum alloy increases heat dissipation, for an extended lifetime of the LED source, and is suitable for outdoor installation.
- Custom length by sections of 2 to 240 inches (6m).
- 3 position slots for the LED heat sink insert for setting the needed beam angle.
- Accepts multiple or oversized LED sources on a 33mm (1.25in) wide area, for extra power. Has application guides for 10mm (3/8-inch) wide LED engines.
- Designed to give a uniform light without hot spots.
- Its mounting channels make it compatible with a wide range of installation accessories.

COLOR




AL - Aluminum - Plain



BK - Aluminum - Black



WH - Aluminum - White



CU - Aluminum - Custom

LENS



OP - Opaque

MOUNTING



MT - Mounting tape, double face

ENDCAP



NH - No hole

FILL TO ORDER

LC	PROF	-	49	-		-	OP	-	MT	-	
BRAND	TYPE		MODEL		COLOR		LENS		MOUNTING		ENDCAP

STANDARD LENGTHS: 8' QUANTITY: 16' QUANTITY:

CUSTOM LENGTHS (INCHES):

