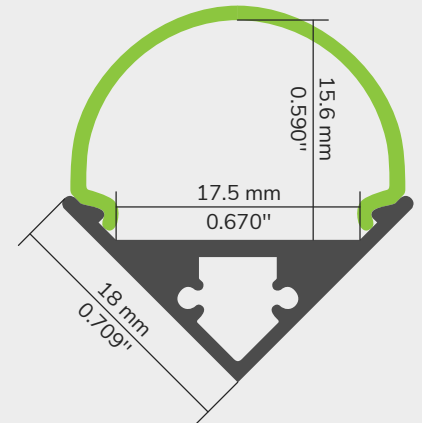


**TECHNICAL DRAWING**













**WELL FOCUSED ON THE TASK!**

Creating a visual impact has never been easier with our new 22 profile. Offering lighting without hot spots at a 45-degree angle from a corner, this series excels at maximizing appeal of the products in POP stands while maintaining a minimalist style. This profile includes a long lens fitting system to maximize its long term durability.



**FEATURES**

- Offers lighting with a beam oriented at 45 degrees.
- Designed to give a uniform light without hot spots\*
- Custom length by sections of 2 to 192".
- Application guide for 10mm (3/8-inch) LED engine or less.
- Made of ALCOA 6063-T5 aluminum alloy increasing heat dissipation.
- Its use increases the lifetime of your LED engine.
- New enhance mechanical fit for the lens.

COLOR				
	AL - Aluminum - Plain	BK - Aluminum - Black	WH - Aluminum - White	CU - Aluminum - Custom
LENS				
	OP - Opaque			
MOUNTING				
	45 - 45° corner bracket	MT - Mounting tape, double face		
ENDCAP				
	NH - No hole	WH - With hole	PA - For one of each	

**FILL TO ORDER**

<b>LC</b>	<b>PROF</b>	-	<b>90</b>	-		-	<b>OP</b>	-	<b>MT</b>	-	
BRAND	TYPE		MODEL		COLOR		LENS		MOUNTING		ENDCAP
STANDARD LENGTHS: <input type="checkbox"/> 8'		QUANTITY: <input type="text"/>		<input type="checkbox"/> 16'		QUANTITY: <input type="text"/>					
CUSTOM LENGTHS (INCHES): <input type="text"/>		<input type="text"/>		<input type="text"/>		<input type="text"/>		<input type="text"/>			

