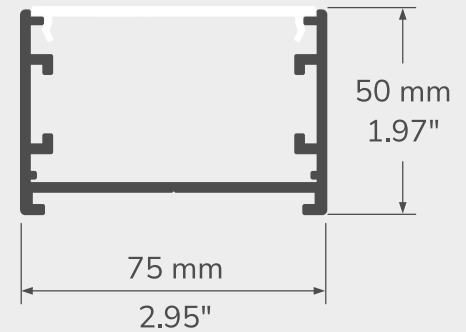


TECHNICAL DRAWING









FOR THOSE LOOKING FOR A MINIMALIST EFFECT!

Its ultra-slim profile combined with our advanced LED technology make it a suitable solution to accentuate the geometric shapes of stairs, hallways, kitchen islands and much more.








FEATURES

- Dimensions: 3" wide and 2" high.
- Customized length in sections from 2 to 192 in. (16 feet, 5 m) or with joiners for superior lengths or corner connections.
- Pre-made corner sections for easy assembly.
- Wide choice of color temperatures and standard LED engines.
- Made of ALCOA 6063-T5 aluminum alloy for superior heat dissipation and increased LED light source life.

PROFILE	MOUNTING TYPE	LENSES	REFLECTOR	LENGTH
 982 - Alu	 S - Surface mount	 OX - Optiflex flat lens	 HER - High efficiency reflector	Custom length by sections of 2 to 192 inches.
 982B - Black		INCLUDED		
 982C - Custom color				

JOINERS

 JS - Type C straight joiner	 JH45 - Type C horiz. 45° joiner	 JH90 - Type C horiz. 90° joiner	 JV90 - Type C vert. 90° joiner	 JV45 - Type C vert. 45° joiner
--	--	--	--	---

