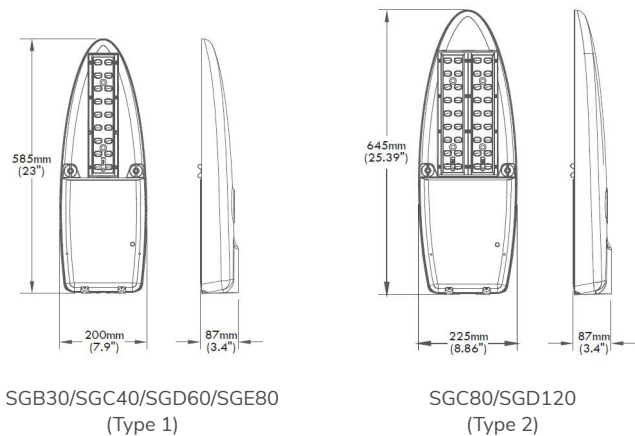


PRODUCT INTRODUCTION

Model S is an ideal solution for street lighting, available with a variety of IESNA optical variants and configuration options. Aluminium Die-casting housing with good corrosion resistance. Full cut off and Dark Sky friendly.

TECHNICAL DRAWING



PERFORMANCE SUMMARY

Input Voltage	100-277VAC, 50/60Hz
Nominal Power	40W~120W
Efficiency	Up to 160 LPW
CRI	Ra>70(Default)/ Ra>80/ Ra>90
Power Factor	>0.9 at full load
Total Harmonic Distortion	<20% at full load
Surge Protection Device	Imax 10KA
Optic (IESNA)	Type II, Type III, Type IV
Operating Temperature	-40°C~+50°C
Accessories & Options	1-10V Dimming, Motion Sensor, Emergency Power Supply, Photocell, Back Light Shield, Safety Cable
Color Options	Gray
L70/L90	>200,000H/ >60,000H
Limited Warranty	10 years limited warranty



Not all products are qualified on the DLC QPL. To view our DLC qualified products, please consult the DLC Qualified Products List at www.designlights.org

ORDERING INFORMATION

MODEL	INPUT VOLTAGE	MOUNTING	COMMON OPTIC	CCT	COLOR	OPTIONS
SGB30	L 100-277VAC		T2S	19K	GY Gray-RAL7004	DIM
SGC40			T2M	1900K		1-10V Dimming
SGD60			T2L	22K		MMS
SGE80			T3S	2200K		Motion Sensor
SGC80			T3M	30K		EPS
SGD120			T4M	3000K		Emergency Power Supply
			40K	4000K		PC3
	50K	5000K	Photocell 3PIN			
	57K	5700K	PC7			
						Photocell 7PIN
						BLS
						Back Light Shield
						SAC
						Safety Cable
						ORL
						Optics Rotated Left
						ORR
						Optics Rotated Right

With the exception of the DIM, all options require prior confirmation with the engineer team. Option to equip with NEMA 7 Pin receptacle & Smart Lighting Node, to be compatible with wireless mesh control system.

SPECIFICATION FEATURES

Construction:

Die cast aluminum housing. Modular design allows for easy installation, replacement and maintenance. This design also creates a chimney effect which enables passive heat dissipation. IK08 rated. IP66 water-proof and dust-proof rated.

Optics:

Patented, high-efficiency spill light control technology. With a wide-range of optic lenses and flux options for the luminaire, it can send light exactly in the right direction and illuminate only the area of interest as efficient as possible. This will let you avoid any light waste and shine light only where is needed. With multiple spill light control options, it diminishes the light that shines towards the sky and windows of houses around the field of play to protect night preservation and biodiversity and minimize light nuisance issues.

Electrical:

100-277V 50/60Hz Operation. The Model S is suitable for operation in -40°C to 50°C ambient environment. Available in standard 530mA, 700mA, 1050mA and 1400mA driver current.

Mounting:

Arm mounting allow for mounting flexibility. Full cut off and Dark Sky friendly. 5 degrees elevation installation available. Easy for wire connection(for 2-14AWG wires).

Finish:

Housing finished in super durable powder coat paint, corrosion resistant polyester powder painted 100µm thickness. Meets1000-hour salt spray certification per ASTM Standard B117. Standard housing color of Gray. Customized colors are available.

Certification:

- cULus Listed
- CE-LVD/CE-EMC/CB
- DLC Premium qualified versions available
- IP66 /IK08
- RoHS compliant
- Dark Sky Friendly, IDA Approved when ordered with 3000K CCT
- Endurance tested to withstand 1,000 hours of elevated ambient salt fog conditions as defined in ASTM Standard B117
- 10KA surge suppression protection tested in accordance with IEEE/ANSI C62.41.2
- Certified to ANSI C136.31-2010, 3G bridge and overpass vibration standards

LUMINAIRE EPA



SGB30	SGC40	SGD60	SGE80
-------	-------	-------	-------

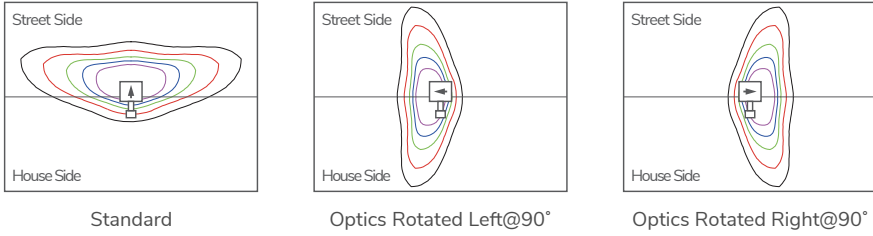
0.58	0.58	0.58	0.58
------	------	------	------



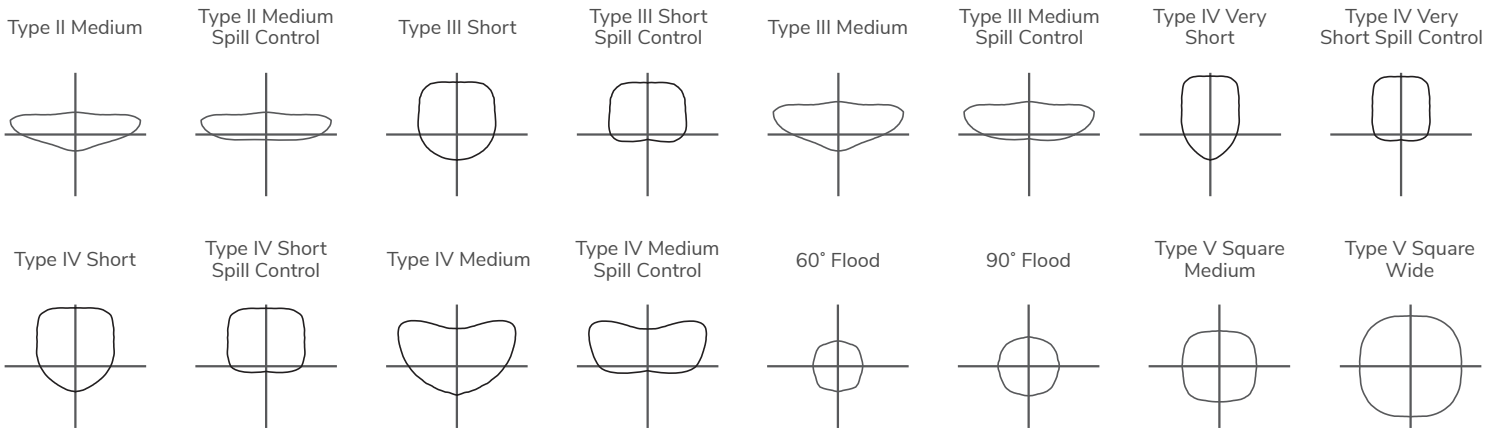
SGC80	SGD120
-------	--------

0.61	0.61
------	------

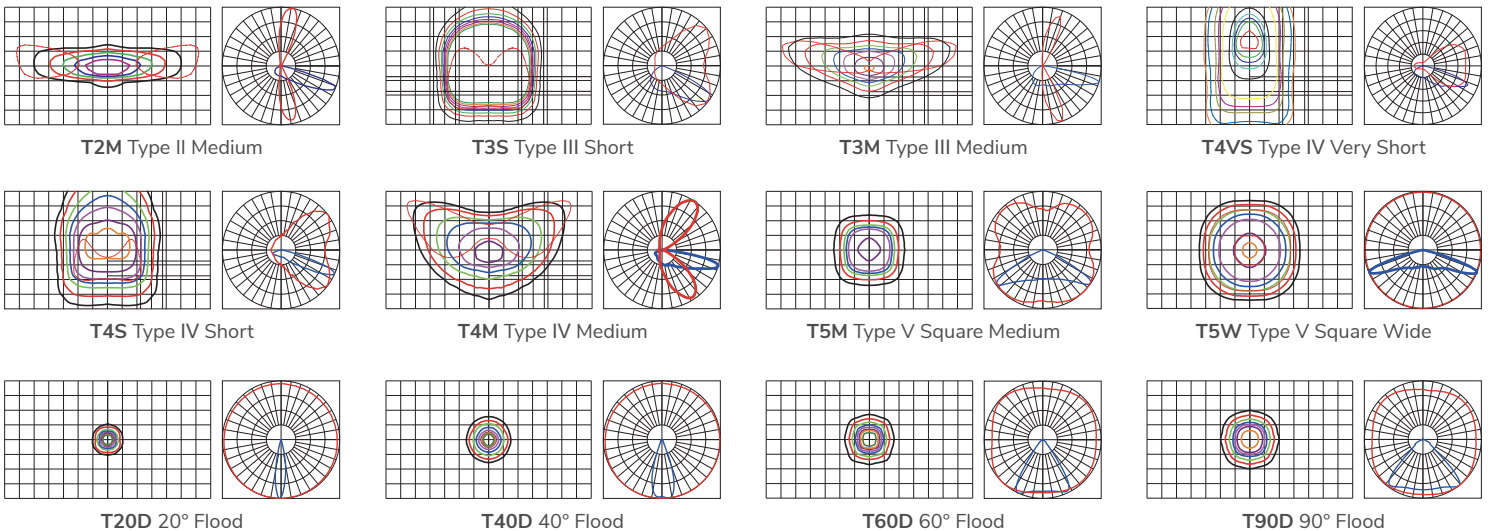
OPTIC ORIENTATION



OPTICAL DISTRIBUTION



PHOTOMETRY



PRODUCT IMAGE



SGB30/SGC40/SGD60/SGE80
(Type 1)



SGC80/SGD120
(Type 2)

BRIEF SPECIFICATIONS

Model	Nominal power	LED current	Module number	Module power	Product size L*W*H (mm/in)	Product size L*W*H (mm/in)	Net weight	Gross weight	Typical luminous flux(lm)	Typical efficiency (lm/W)
-------	---------------	-------------	---------------	--------------	----------------------------	----------------------------	------------	--------------	---------------------------	---------------------------

100-277VAC

SGB30L	30W	530mA	1	30W	585(23.03)*200(7.87)*87(3.42)	655(25.79)*265(10.43)*150(5.91)	4.0KG	4.7KG	4050	135
SGC40L	40W	700mA	1	40W	585(23.03)*200(7.87)*87(3.42)	655(25.79)*265(10.43)*150(5.91)	4.0KG	4.7KG	5200	130
SGD60L	60W	1050mA	1	60W	585(23.03)*200(7.87)*87(3.42)	655(25.79)*265(10.43)*150(5.91)	4.0KG	4.7KG	7500	125
SGE80L	80W	1400mA	1	80W	585(23.03)*200(7.87)*87(3.42)	655(25.79)*265(10.43)*150(5.91)	4.1KG	4.8KG	9600	120
SGC80L	80W	700mA	2	40W	645(25.39)*225(8.86)*87(3.42)	725(28.54)*265(10.43)*150(5.91)	5.3KG	6.1KG	10400	130
SGD120L	120W	1050mA	2	60W	645(25.39)*225(8.86)*87(3.42)	725(28.54)*265(10.43)*150(5.91)	5.3KG	6.2KG	15000	125

CERTIFICATION & STANDARDS

Certification	Standards	Remark
CE-LVD Low Voltage Directive (2014/35/EC)	EN 60598-2-3/ A1:2011	Applicable for Street Light
	EN 60598-2-5:2015	Applicable for Flood Light
	EN 60598-1:2015/ A11:2018	
	EN 62471:2008	
	EN 62493:2015	
CE-EMC Electromagnetic Compatibility Directive (2014/30/EU)	EN 55015:2013/ A1:2015	
	EN 61547:2009	
	EN 61000-3-2:2014	
	EN 61000-3-3:2013	
CE-ErP Energy-Related Products Directive (2009/125/EU)	EU 1194/ 2012:2012-12-12	
	EC 244/ 2009:2009-03-18	
	EU 859/ 2009:2009-09-18	
CE-RoHS Directive (2011/65/EU)	EN 62321:2009	
CB	IEC 60598-2-3/ A1:2011	Applicable for Street Light
	IEC 60598-2-5:2015	Applicable for Flood Light
	IEC 60598-1:2014	
	IEC 62471:2006	
	IEC 62471-2:2009	
ENEC	EN 60598-2-3/ A1:2011	Applicable for Street Light
	EN 60598-2-5:2015	Applicable for Flood Light
	EN 60598-1: 2015/ A1: 2018	
	EN 62471:2008	
	EN 62493:2010	
SAA	AS/ NZS60598.2.3:2015	
	AS/ NZS60598.1:2017	
ATEX ATEX 95 Equipment Directive (94/9/EC)	EN 60079-0:12	
	EN 60079-11:12	
	EN 60529:1989+A1:1999	
UL	UL1598	
	UL8750	
	CSA C22.2 No. 250.0-08 CSA C22.2 No. 250.13-14	
FCC	Title 47 CFR Part 15	
PSE	Japan Electrical Appliance and Material Safety Law Ministerial Ordinance Attached Table No. 8 (Safety)	
	Japan Electrical Appliance and Material Safety Law Ministerial Ordinance Attached Table No. 10 (EMC)	
Photobiological Safety	EN 62471:2008 IEC 62471:2006	
Vibration test	ANSI C136.31-2010	Applicable for Street Light
	IEC/ EN 60598-2-5 clause 5.6.7	Applicable for Flood Light
Salt spray test	ISO 9227:2012	
IK08 Impact resistance test IP65 or IP67 test	ASTM B117	
	IEC 62262:2002	
Photometric and Integrating Sphere test	IEC/ EN 60598-1:2015 clause 9.2.2 and clause 9.2.6 or clause 9.2.8	
	IES LM-79-2008	
	ANSI C82.77-2002	
	ANSI C78.377-2011	
	CIE13.3-1995	
	CIE15-2004	
	IES TM-15-11	
IES LM-63-2002		
LED Module	IEC/ EN 62031:2008+A1:2013	
LED Lamps	IES LM-80-2008	
	ANSI C78.377-2011	
	JESD22 A108	
	JESD22 A101C	
	JESD22 A105	
	JESD22 B104	
	JESD22 A114	
LED Driver	EN 61347-1:2008	
	EN 61347-2-13:2006	
	EN 62384:2006+A1:2009	
	EN 55015:2006+A1:2007+A2:2009	
	EN 61000-3-2:2006+A1:2009+A2:2009	
	EN 61000-3-3:2008	
	EN 61547:2009	
	IEC 62386 Part 102 and Part 207	Applicable for DALI
	UL1012 UL879 UL935	
	FCC Title 47 CFR Part 15 Class A	
Surge Protection Device	ANSI/ IEEE C62.41.2-2002	
	UL1449	
Receptacle	ANSI C136.10-2010	
Dimming Receptacle	ANSI C136.41-2013	