


DESCRIPTION

- TYPE: Front-Lit Mirror
- SHAPE: Cloud
- Dimmable with any standard MLV / TRIAC dimmer wall switch
- CRI 90+
- IP Rating: 44
- 120V wiring
- Approx. 120,000 Hours Lifetime
- Complete UL and cUL Certification
- Hangs horizontally or vertically


AVAILABLE LED COLORS (Kelvin)

3CCT selectable (3000K/4000K/6000K)



MODELS AND SPECIFICATIONS

MODELS	PRODUCT CODE*	DIMENSIONS	LUMENS	WATTS	WEIGHT
Cloud 32 X 30	LCMIR-CLD-3230-3CCT-TS	32"W x 30"H x 1.2"D	2208lm	23W	20lbs
Cloud 39 X 38	LCMIR-CLD-3938-3CCT-TS	39"W x 38"H x 1.2"D	2688lm	28W	31lbs



COLOR RENDERING INDEX

The color rendering index (CRI) of a light source is a quantitative measure of its ability to reproduce the colors of various objects faithfully in comparison with an ideal or natural light source.

In general terms, CRI is a measure of a light source's ability to show object colors "realistically" or "naturally".


We only use LED CRI 90+.

COLOR TEMPERATURE

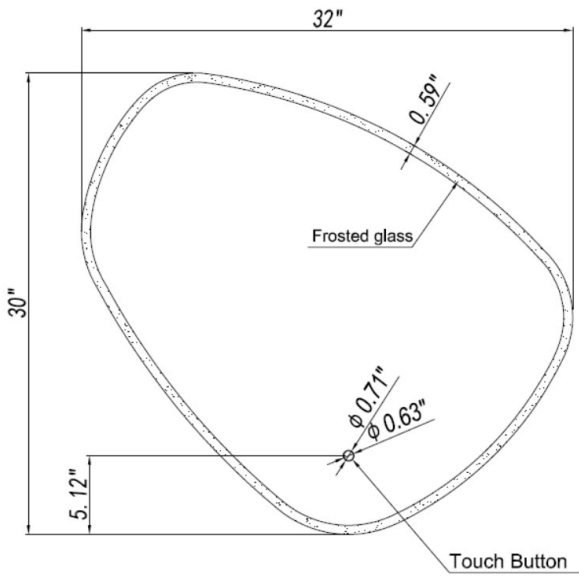
Our mirror feature selectable color temperatures with a 3CCT option of 3000K, 4000K, and 6000K, easily adjusted using a **touch sensor button on the mirror**.

6000K: This pure white light is the most popular choice for makeup application and hairstyling, providing a brightness that is 15% greater than that of the 3000K light. Approximately 85% of our customers prefer the 6000K setting.

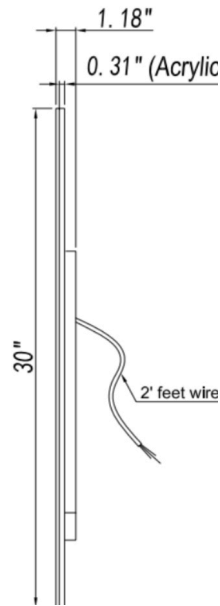
3000K: This warm white light has a soft, yellow hue, creating a cozy atmosphere.



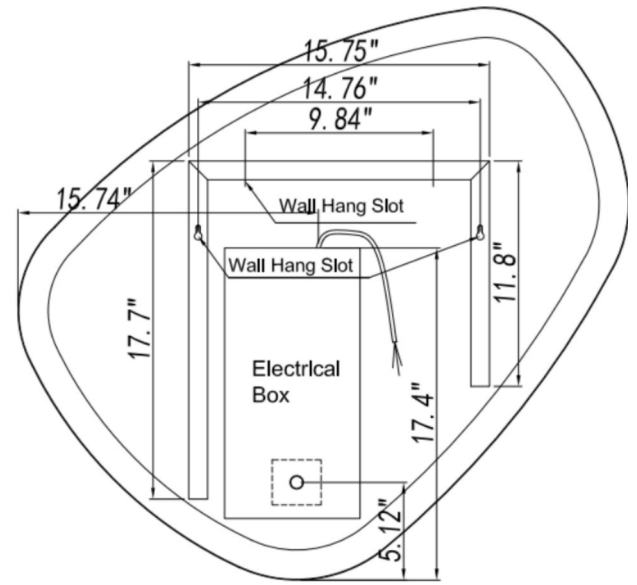
CLOUD 32 X 30



FRONT VIEW

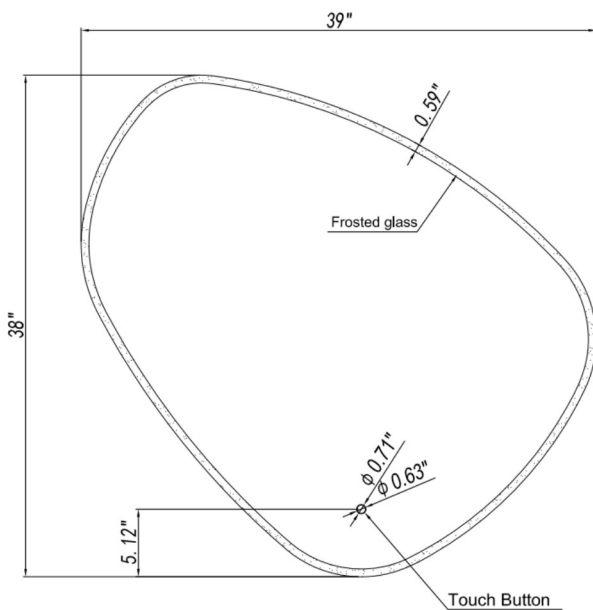


LEFT VIEW

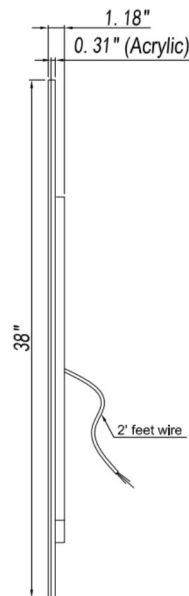


REAR VIEW

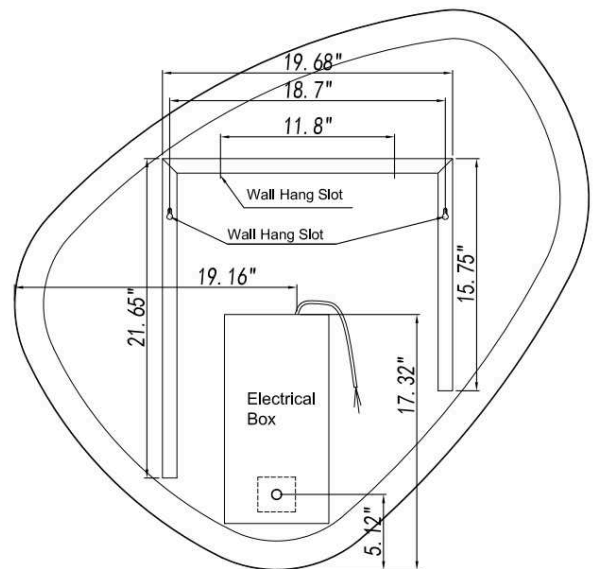
CLOUD 39 X 38



FRONT VIEW



LEFT VIEW



REAR VIEW

INSTALLATION & AFTER CARE INSTRUCTIONS

Installation:

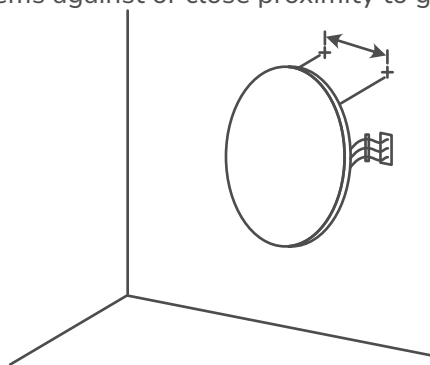
- All our LED mirrors have been independently tested for compliance with electrical equipment (safety) regulations.
- All illuminated and backlit mirrors are IP44 rated.
- Illuminated mirrors have been designed and independently tested for compliance to electrical equipment (safety) regulations, and are UL Certified.
- LEDs have a life expectancy of 120,000 hours of continuous use. All LED light fittings are replaceable and are available through our customer service.
- **IMPORTANT:** Always switch off the electrical supply at the mains during installation and maintenance.
- It is recommended that fuse is withdrawn or circuit breaker switched off before installation begins.
- Fitting in Bathrooms is subject to all regulations. It is not suitable for product installations in Saunas, Steam Rooms, or shower cubicles and it is recommended for permanent installation.

Care Safety:

- Wear suitable eye wear protection when drilling. Use caution when using power tools near water, beware of hidden cables or pipes.
- Take care if drilling on tiled surfaces in case the drill slips. A piece of masking tape applied to wall before marking out fixing holes will stop drill from moving.

Cleaning & Maintenance:

- It is recommended that the unit is cleaned with a soft, dry, non-abrasive cloth when turned off.
- Never use cleaning agents or abrasive material on any type of surface finish.
- Do not strike glass components with hard or pointed items.
- Do not place very hot or cold items against or close proximity to glass surfaces.



120V DIMMABLE LED DRIVER INCLUDED

- 1-Decide on wall positional placement.
- 2-Prepare & install wall hooks measured to distance between mirror's
- 3-Match & attach 3 electrical wires from mirror to home electrical wires: Live to Live, Ground to Ground, Neutral to Neutral.
- 4-Hang and affix to wall.