


**DESCRIPTION**

- TYPE: Lighted Cabinets
- SHAPE: Rectangle
- Dimmable with any standard MLV / TRIAC dimmer wall switch
- CRI 90+
- IP Rating: 44
- 120V wiring
- Approx. 120,000 Hours Lifetime
- Complete UL and cUL Certification
- Hangs horizontally or vertically

**AVAILABLE LED COLORS (Kelvin)**

3000K

6000K



**MODELS AND SPECIFICATIONS**

MODELS	PRODUCT NUMBERS	DIMENSIONS	LUMENS	WATTS	WEIGHT
Verano Cabinet 24 X 32	LCMIR-VER-C2432-30/60K	24"W x 32"H x 5.8"D	3110/3190lm	27W	50lbs
Verano Cabinet 48 X 28	LCMIR-VER-C4828-30/60K	48"W x 28"H x 5.8"D	3450/3550lm	29W	90lbs



**COLOR RENDERING INDEX**

The color rendering index (CRI) of a light source is a quantitative measure of its ability to reproduce the colors of various objects faithfully in comparison with an ideal or natural light source.

In general terms, CRI is a measure of a light source's ability to show object colors "realistically" or "naturally".

We only use LED CRI 90+.

**COLOR TEMPERATURE**

We offer 2 different light colors for our mirrors.

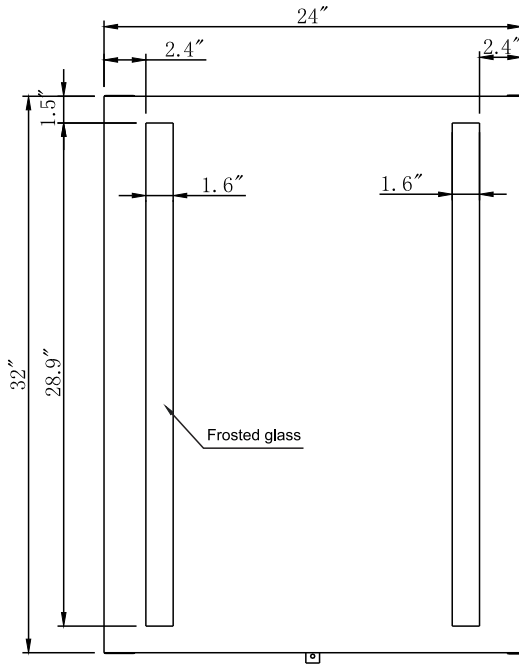
6000K: Pure white color light. It is the most popular color for makeup application and hairstyling.

In addition, the 6000K is 15% brighter than the 3000K light color. 85% of our customers choose the 6000K light color.

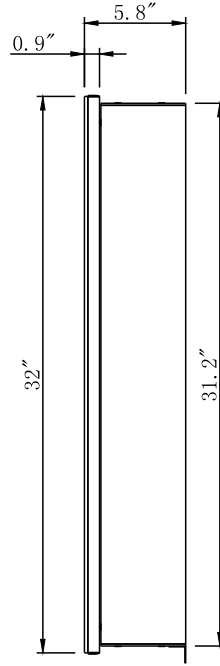
3000K: Warm white color light, the light is a little yellow.



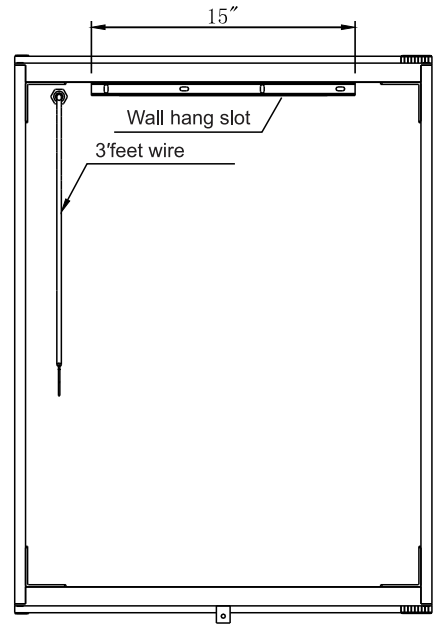
VERANO CABINET 24 X 32



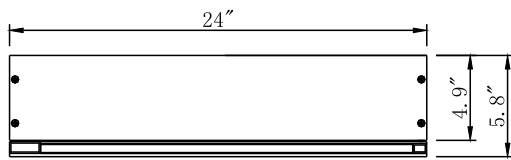
FRONT VIEW



RIGHT SIDE

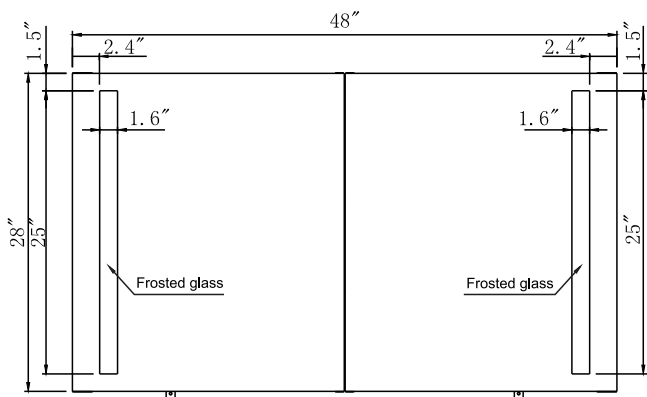


REAR VIEW

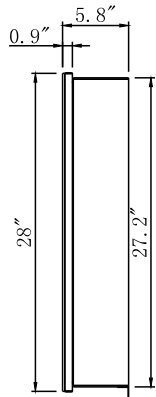


TOP VIEW

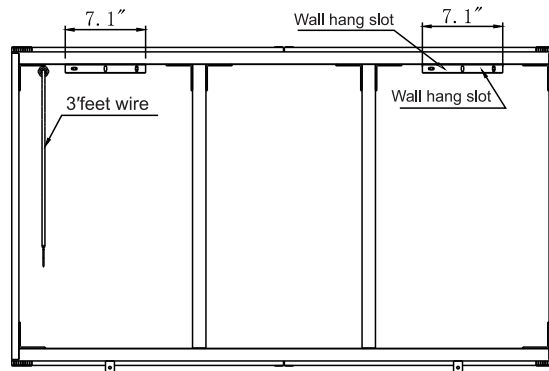
VERANO CABINET 48 X 28



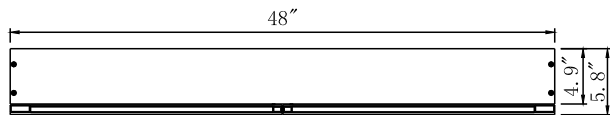
FRONT VIEW



RIGHT SIDE



REAR VIEW



TOP VIEW

## INSTALLATION & AFTER CARE INSTRUCTIONS

### Installation:

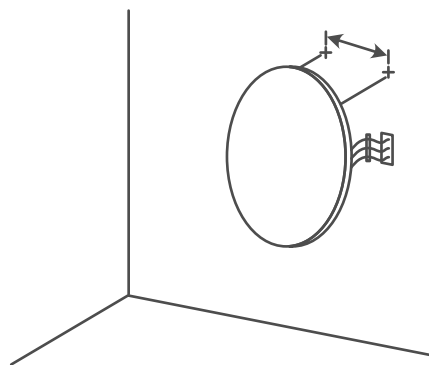
- All our LED mirrors have been independently tested for compliance with electrical equipment (safety) regulations.
- All illuminated and backlit mirrors are IP44 rated.
- Illuminated mirrors have been designed and independently tested for compliance to electrical equipment (safety) regulations, and are UL Certified.
- LEDs have a life expectancy of 120,000 hours of continuous use. All LED light fittings are replaceable and are available through our customer service.
- IMPORTANT: Always switch off the electrical supply at the mains during installation and maintenance.
- It is recommended that fuse is withdrawn or circuit breaker switched off before installation begins.
- Fitting in Bathrooms is subject to all regulations. It is not suitable for product installations in Saunas, Steam Rooms, or shower cubicles and it is recommended for permanent installation.

### Care Safety:

- Wear suitable eye wear protection when drilling. Use caution when using power tools near water, beware of hidden cables or pipes.
- Take care if drilling on tiled surfaces in case the drill slips. A piece of masking tape applied to wall before marking out fixing holes will stop drill from moving.

### Cleaning & Maintenance:

- It is recommended that the unit is cleaned with a soft, dry, non-abrasive cloth when turned off.
- Never use cleaning agents or abrasive material on any type of surface finish.
- Do not strike glass components with hard or pointed items.
- Do not place very hot or cold items against or close proximity to glass surfaces.



### 120V DIMMABLE LED DRIVER INCLUDED

- 1-Decide on wall positional placement.
- 2-Prepare & install wall hooks measured to distance between mirror's
- 3-Match & attach 3 electrical wires from mirror to home electrical wires: Live to Live, Ground to Ground, Neutral to Neutral.
- 4-Hang and affix to wall.