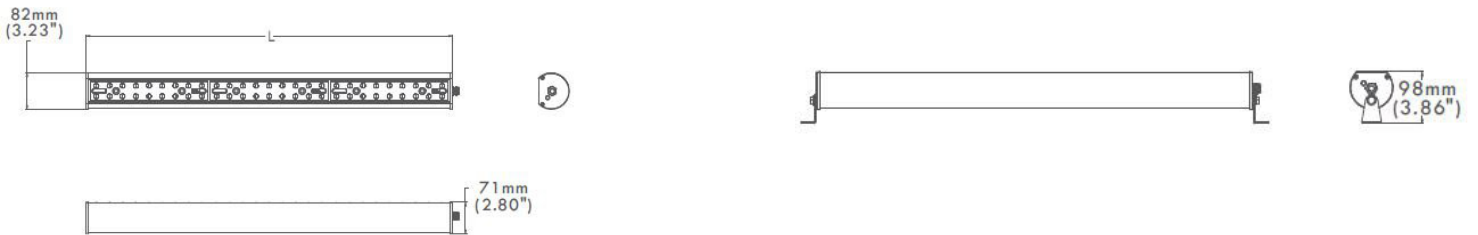


## PRODUCT INTRODUCTION

Model L is perfect for both industrial and commercial applications. The system is completely modular and is capable of illuminating a wide variety of spaces providing great flexibility to customise optics and building a variety of luminaires on demand. It can be surface mounted or suspended to suit your space, providing unmatched illumination performance and significant energy saving.

## TECHNICAL DRAWING



## PERFORMANCE SUMMARY

Input Voltage	100-277VAC, 50/ 60Hz
Nominal Power	40W~160W
Efficiency	Up to 160 LPW
CRI	Ra>70(Default)/ Ra>80/ Ra>90
Power Factor	>0.9 at full load
Total Harmonic Distortion	<20% at full load
Optic (IESNA)	Type I, Type V
Operating Temperature	-40°C~+50°C
Accessories & Options	1-10V Dimming, Motion Sensor, Emergency Power Supply, Photocell MINI
Color Options	Black, Gray
L70	>100,000H
Limited Warranty	10 years limited warranty



Not all products are qualified on the DLC QPL. To view our DLC qualified products, please consult the DLC Qualified Products List at [www.designlights.org](http://www.designlights.org)

## ORDERING INFORMATION

MODEL	INPUT VOLTAGE	MOUNTING	COMMON OPTIC	CCT	COLOR	OPTIONS
LEC40	L 100-277VAC		T1S	<b>19K</b>	BK	DIM
LEC80			T5M	1900K	Black-RAL9011	1-10V Dimming
LEC120			T5W	22K	GY	MMS
LEC160			T40D	2200K	Gray-RAL7004	Motion Sensor
			T60D	30K		EPS
	T90D	3000K		Emergency Power Supply		
				40K		PCM
				4000K		Photocell MINI
				50K		
				5000K		
				57K		
				5700K		

With the exception of the DIM, all options require prior confirmation with the engineer.

## SPECIFICATION FEATURES

**Construction:**

Rugged extruded aluminum housing. Modular design allows for easy installation, replacement and maintenance. IP66 water-proof and dust-proof rated.

**Optics:**

With flexible ways options lens, LED realized all the necessary features to handle various tasks in industrial and commercial sector. It helps people work precisely to increase operation efficiency and triple saves energy in engineering applications. It also benefits commercial area for presentation and retailing without extra reflector.

**Electrical:**

100-277VAC 50/60Hz Operation. The Model L is suitable for operation in -40°C to 40°C ambient environment. Various dimming methods like 1-10V dimming, DALI can save more energy. Available in standard 700mA driver current.

**Mounting:**

Suspension mounting & Surface mounting available.

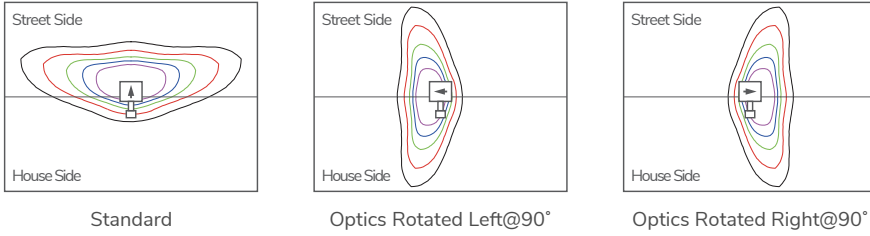
**Finish:**

Housing finished in super durable powder coat paint, corrosion resistant polyester powder painted 100µm thickness. Meets 1000-hour salt spray certification per ASTM Standard B117. Standard housing color of Grey and Black. Customized colors are available.

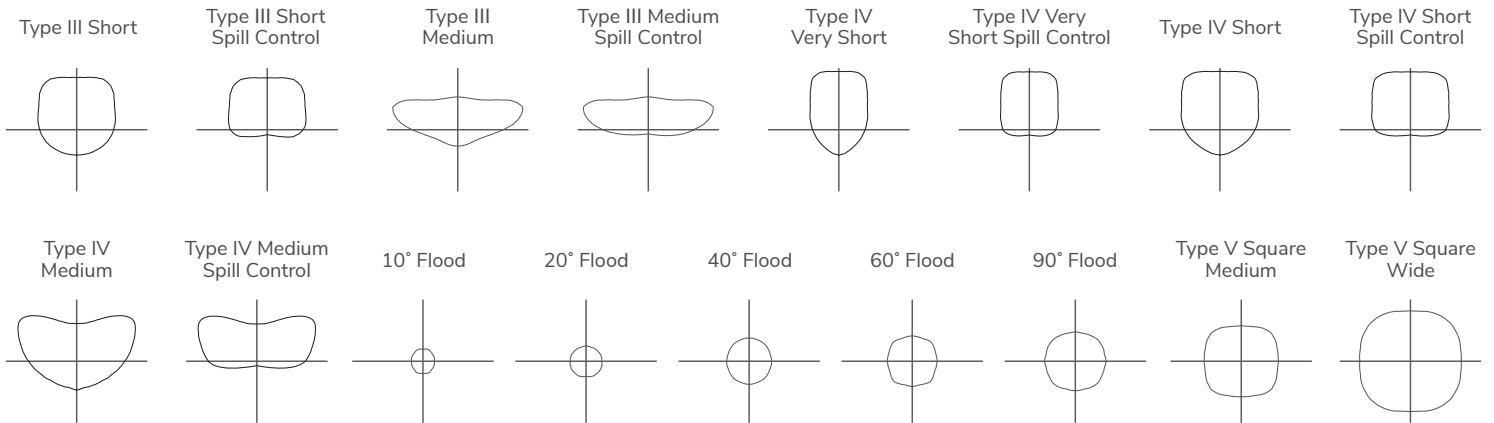
**Certification:**

- cULus Listed
- CE-LVD / CE-EMC / CB
- SAA
- DLC Premium qualified versions available
- IP66 /IK08
- RoHS compliant
- Endurance tested to withstand 1,000 hours of elevated ambient salt fog conditions as defined in ASTM Standard B117

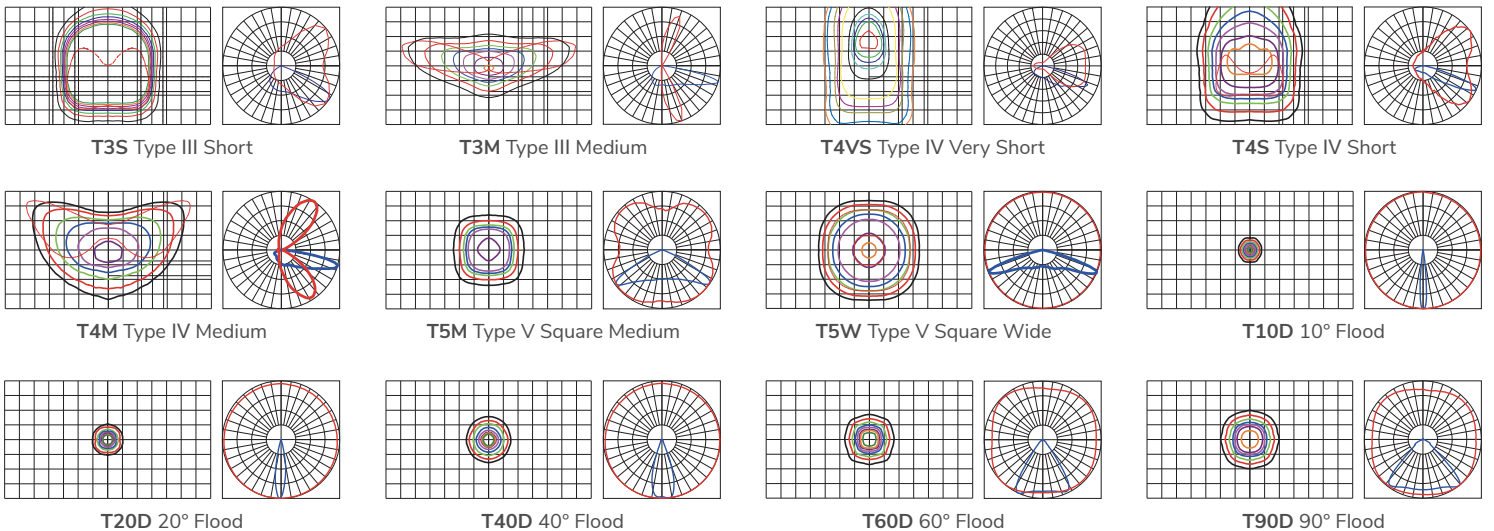
## OPTIC ORIENTATION




## OPTICAL DISTRIBUTION



## PHOTOMETRY



## PRODUCT IMAGE



## BRIEF SPECIFICATIONS

Model	Nominal power	LED current	Module number	Module power	Product size L*W*H (mm/in)	Product size L*W*H (mm/in)	Net weight	Gross weight	Typical luminous flux(lm)	Typical efficiency (lm/W)
-------	---------------	-------------	---------------	--------------	----------------------------	----------------------------	------------	--------------	---------------------------	---------------------------

### 100-277VAC

LEC40L	40W	700mA	1	40W	287(11.30)*82(3.23)*71(2.80)	405(15.94)*115(4.53)*130(5.12)	1.6KG	2.1KG	6000	150
LEC80	80W	700mA	2	40W	560(22.05)*82(3.23)*71(2.80)	680(26.77)*115(4.53)*130(5.12)	2.3KG	2.8KG	12160	152
LEC120	120W	700mA	3	40W	834(32.83)*82(3.23)*71(2.80)	955(37.60)*115(4.53)*130(5.12)	2.9KG	3.5KG	18240	152
LEC160	160W	700mA	4	40W	1107(43.58)*82(3.23)*71(2.80)	1225(48.23)*115(4.53)*130(5.12)	3.7KG	4.3KG	24480	153

### CERTIFICATION & STANDARDS

Certification	Standards	Remark
CE-LVD Low Voltage Directive (2014/35/EC)	EN 60598-2-3/A1:2011	Applicable for Street Light
	EN 60598-2-5:2015	Applicable for Flood Light
	EN 60598-1:2015/A11:2018	
	EN 62471:2008	
	EN 62493:2015	
CE-EMC Electromagnetic Compatibility Directive (2014/30/EU)	EN 55015:2013/A1:2015	
	EN 61547:2009	
	EN 61000-3-2:2014	
	EN 61000-3-3:2013	
CE-ErP Energy-Related Products Directive (2009/125/EU)	EU 1194/2012:2012-12-12	
	EC 244/2009:2009-03-18	
	EU 859/2009:2009-09-18	
CE-RoHS Directive (2011/65/EU)	EN 62321:2009	
CB	IEC 60598-2-3/A1:2011	Applicable for Street Light
	IEC 60598-2-5:2015	Applicable for Flood Light
	IEC 60598-1:2014	
	IEC 62471:2006	
	IEC 62471-2:2009	
ENEC	EN 60598-2-3/A1:2011	Applicable for Street Light
	EN 60598-2-5:2015	Applicable for Flood Light
	EN 60598-1: 2015/A1: 2018	
	EN 62471:2008	
	EN 62493:2010	
SAA	AS/NZS 60598.2.3:2015	
	AS/NZS 60598.1:2017	
ATEX ATEX 95 Equipment Directive(94/9/EC)	EN 60079-0:12	
	EN 60079-11:12	
	EN 60529:1989+A1:1999	
UL	UL1598	
	UL8750	
	CSA C22.2 No. 250.0-08 CSA C22.2 No. 250.13-14	
FCC	Title 47 CFR Part 15	
PSE	Japan Electrical Appliance and Material Safety Law Ministerial Ordinance Attached Table No. 8 (Safety)	
	Japan Electrical Appliance and Material Safety Law Ministerial Ordinance Attached Table No. 10 (EMC)	
Photobiological Safety	EN 62471:2008 IEC 62471:2006	
Vibration test	ANSI C136.31-2010	Applicable for Street Light
	IEC/EN 60598-2-5 clause 5.6.7	Applicable for Flood Light
Salt spray test	ISO 9227:2012	
IK08 Impact resistance test IP65 or IP67 test	ASTM B117	
	IEC 62262:2002	
Photometric and Integrating Sphere test	IEC/EN 60598-1:2015 clause 9.2.2 and clause 9.2.6 or clause 9.2.8	
	IES LM-79-2008	
	ANSI C82.77-2002	
	ANSI C78.377-2011	
	CIE 13.3-1995	
	CIE 15-2004	
	IES TM-15-11	
IES LM-63-2002		
LED Module	IEC/EN 62031:2008+A1:2013	
	IES LM-80-2008	
LED Lamps	ANSI C78.377-2011	
	JESD22 A108	
	JESD22 A101C	
	JESD22 A105	
	JESD22 B104	
	JESD22 A114	
	LED Driver	EN 61347-1:2008
EN 61347-2-13:2006		
EN 62384:2006+A1:2009		
EN 55015:2006+A1:2007+A2:2009		
EN 61000-3-2:2006+A1:2009+A2:2009		
EN 61000-3-3:2008		
EN 61547:2009		
IEC 62386 Part 102 and Part 207		Applicable for DALI
UL1012 UL879 UL935		
FCC Title 47 CFR Part 15 Class A		
Surge Protection Device	ANSI/IEEE C62.41.2-2002	
	UL1449	
Receptacle	ANSI C136.10-2010	
Dimming Receptacle	ANSI C136.41-2013	