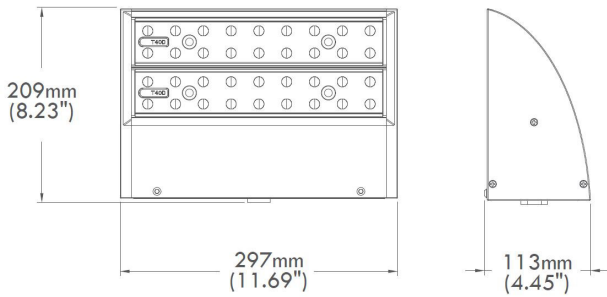




PRODUCT INTRODUCTION

The Model W features an advanced LED optical system that provides high uniformity, excellent vertical light distribution, reduced on-site glare and effective security light levels. Preserving the traditional wall pack appearance, the Model W luminaire is an ideal solution for site lighting application.

TECHNICAL DRAWING



WF*

PERFORMANCE SUMMARY

Input Voltage	100-277VAC, 50/ 60Hz
Nominal Power	40W~100W
Efficiency	Up to 160 LPW
CRI	Ra>70(Default)/ Ra>80/ Ra>90
Power Factor	>0.9 at full load
Total Harmonic Distortion	<20% at full load
Optic (IESNA)	Type II, Type III, Type IV, Type V
Operating Temperature	-40°C~+50°C
Accessories & Options	1-10V Dimming, DALI, Motion Sensor, Emergency Power Supply, Photocell MINI
Color Options	Black, Gray
L70/L90	>200,000H/ >60,000H
Limited Warranty	10 years limited warranty



Not all products are qualified on the DLC QPL. To view our DLC qualified products, please consult the DLC Qualified Products List at www.designlights.org

ORDERING INFORMATION

MODEL	INPUT VOLTAGE	MOUNTING	COMMON OPTIC	CCT	COLOR	OPTIONS	
WFC40	L 100-277VAC		T2S	Amber 1800K & 1900K	BK Black-RAL9011	DIM 1-10V Dimming	
WFD60			T3S				
WFC80			T3M	22K 2200K	GY Gray-RAL7004		DALI DALI Control
WFD100			T4S	30K 3000K			
	T4M	40K 4000K	MMS Motion Sensor				
	T5M	50K 5000K					
	T5W	57K 5700K		EPS Emergency Power Supply			
	T10D						
	T20D						
	T40D			PCM Photocell MINI			
	T60D						
	T90D		ORL Optics Rotated Left				
			ORR Optics Rotated Right				

With the exception of the DIM, all options require prior confirmation with the engineer.

SPECIFICATION FEATURES

Construction:

Die cast aluminum housing. Modular design allows for easy installation, replacement and maintenance.

Optics:

Excellent Optics design, greatly improve the light utilization and evenness. Patented, high-efficiency spill light control technology. With a wide-range of optic lenses and flux options for the luminaire, it can send light exactly in the right direction and illuminate only the area of interest as efficient as possible. This will let you avoid any light waste and shine light only where is needed.

Electrical:

120-277V 50/60Hz Operation. The Model W is suitable for operation in -40°C to 50°C ambient environment. Available in standard 700mA, 870mA and 1050mA driver current.

Mounting:

Wall pack Mounting. A mounting hole is reserved for the photocell, on the side of the light.

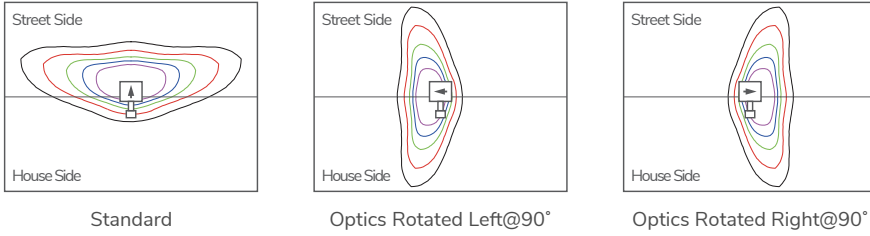
Finish:

Housing finished in super durable powder coat paint, corrosion resistant polyester powder painted 100 µm thickness. Meets 1000-hour salt spray certification per ASTM Standard B117. Standard housing color of Gray and Black. Customized colors are available.

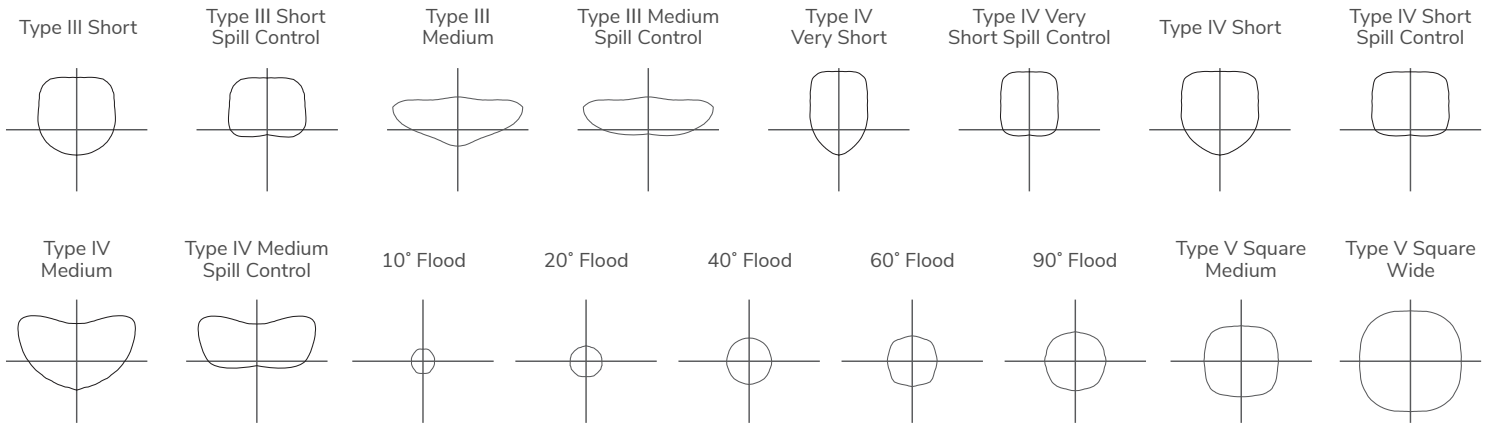
Certification:

- cULus Listed
- CE-LVD/CE-EMC/CB
- DLC Premium qualified versions available
- IP65 /IK08
- RoHS compliant
- Endurance tested to withstand 1,000 hours of elevated ambient salt fog conditions as defined in ASTM Standard B117

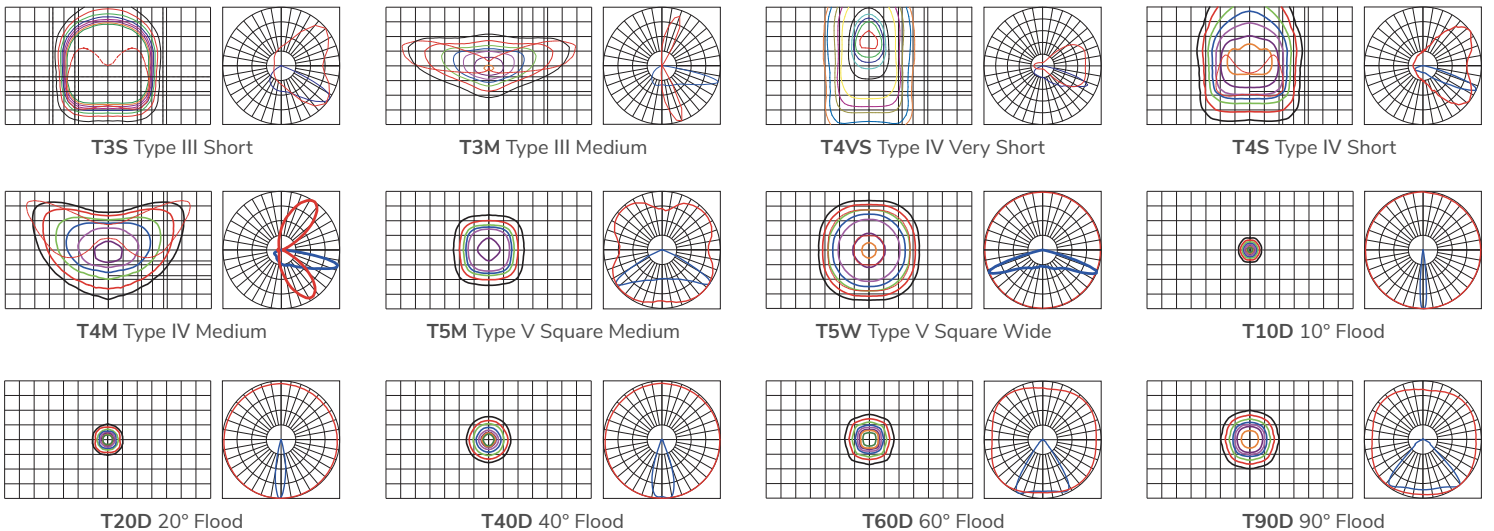
OPTIC ORIENTATION




OPTICAL DISTRIBUTION



PHOTOMETRY



PRODUCT IMAGE



WFC40
WFD60



WFC90
WFD100

BRIEF SPECIFICATIONS

Model	Nominal power	LED current	Module number	Module power	Product size L*W*H (mm/in)	Product size L*W*H (mm/in)	Net weight	Gross weight	Typical luminous flux(lm)	Typical efficiency (lm/W)
-------	---------------	-------------	---------------	--------------	----------------------------	----------------------------	------------	--------------	---------------------------	---------------------------

100-277VAC

WFC40L	40W	700mA	1	40W	297(11.69)*209(8.23)*113(4.45)	405(15.94)*275(10.83)*180(7.09)	2.9KG	3.5KG	6000	150
WFD60L	60W	700mA	1	60W	297(11.69)*209(8.23)*113(4.45)	405(15.94)*275(10.83)*180(7.09)	2.9KG	3.8KG	8340	139
WFC80L	80W	900mA	2	40W	297(11.69)*209(8.23)*113(4.45)	405(15.94)*275(10.83)*180(7.09)	3.1KG	3.7KG	12160	152
WFD100L	100W	1050mA	2	50W	297(11.69)*209(8.23)*113(4.45)	405(15.94)*275(10.83)*180(7.09)	3.2KG	3.8KG	14300	143

CERTIFICATION & STANDARDS

Certification	Standards	Remark
CE-LVD Low Voltage Directive (2014/35/EC)	EN 60598-2-3/ A1:2011	Applicable for Street Light
	EN 60598-2-5:2015	Applicable for Flood Light
	EN 60598-1:2015/ A11:2018	
	EN 62471:2008	
	EN 62493:2015	
CE-EMC Electromagnetic Compatibility Directive (2014/30/EU)	EN 55015:2013/ A1:2015	
	EN 61547:2009	
	EN 61000-3-2:2014	
	EN 61000-3-3:2013	
CE-ErP Energy-Related Products Directive (2009/125/EU)	EU 1194/ 2012:2012-12-12	
	EC 244/ 2009:2009-03-18	
	EU 859/ 2009:2009-09-18	
CE-RoHS Directive (2011/65/EU)	EN 62321:2009	
CB	IEC 60598-2-3/ A1:2011	Applicable for Street Light
	IEC 60598-2-5:2015	Applicable for Flood Light
	IEC 60598-1:2014	
	IEC 62471:2006	
	IEC 62471-2:2009	
ENEC	EN 60598-2-3/ A1:2011	Applicable for Street Light
	EN 60598-2-5:2015	Applicable for Flood Light
	EN 60598-1: 2015/ A1: 2018	
	EN 62471:2008	
	EN 62493:2010	
SAA	AS/ NZS60598.2.3:2015	
	AS/ NZS60598.1:2017	
ATEX ATEX 95 Equipment Directive (94/9/EC)	EN 60079-0:12	
	EN 60079-11:12	
	EN 60529:1989+A1:1999	
UL	UL1598	
	UL8750	
	CSA C22.2 No. 250.0-08 CSA C22.2 No. 250.13-14	
FCC	Title 47 CFR Part 15	
PSE	Japan Electrical Appliance and Material Safety Law Ministerial Ordinance Attached Table No. 8 (Safety) Japan Electrical Appliance and Material Safety Law Ministerial Ordinance Attached Table No. 10 (EMC)	
Photobiological Safety	EN 62471:2008 IEC 62471:2006	
Vibration test	ANSI C136.31-2010	Applicable for Street Light
	IEC/ EN 60598-2-5 clause 5.6.7	Applicable for Flood Light
Salt spray test	ISO 9227:2012	
IK08 Impact resistance test IP65 or IP67 test	ASTM B117	
	IEC 62262:2002	
Photometric and Integrating Sphere test	IEC/ EN 60598-1:2015 clause 9.2.2 and clause 9.2.6 or clause 9.2.8	
	IES LM-79-2008	
	ANSI C82.77-2002	
	ANSI C78.377-2011	
	CIE13.3-1995	
	CIE15-2004	
LED Module	IES TM-15-11	
	IES LM-63-2002	
LED Lamps	IEC/ EN 62031:2008+A1:2013	
	IES LM-80-2008	
	ANSI C78.377-2011	
	JESD22 A108	
	JESD22 A101C	
	JESD22 A105	
	JESD22 B104	
JESD22 A114		
LED Driver	EN 61347-1:2008	
	EN 61347-2-13:2006	
	EN 62384:2006+A1:2009	
	EN 55015:2006+A1:2007+A2:2009	
	EN 61000-3-2:2006+A1:2009+A2:2009	
	EN 61000-3-3:2008	
	EN 61547:2009	
	IEC 62386 Part 102 and Part 207	Applicable for DALI
	UL1012 UL879 UL935	
	FCC Title 47 CFR Part 15 Class A	
Surge Protection Device	ANSI/ IEEE C62.41.2-2002	
	UL1449	
Receptacle	ANSI C136.10-2010	
Dimming Receptacle	ANSI C136.41-2013	